



The
CALDWELL

*Reading
Program*



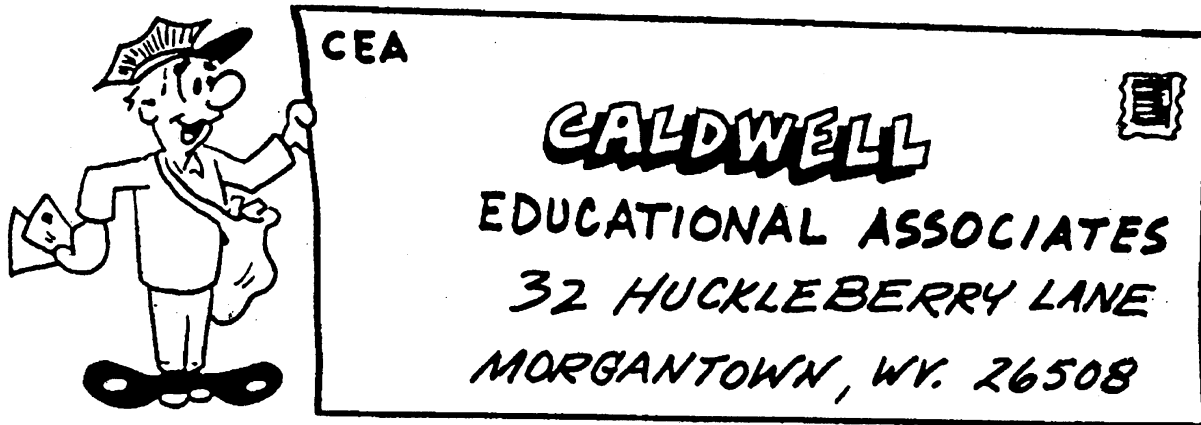
Book 1 Stories
Lesson 2



by
Jul Publishers
and
Caldwell Educational Associates

Illustrator
Paul Austin

Book 1 Stories
for
The Caldwell Reading
Program



Voice: (304) 594-2658

Fax: (304) 594-2195

www.caldwellreading.com

Book 1 Worksheets

ISBN 1-878858-09-2

Copyright©1997 by

Caldwell Educational Associates

This downloadable version of *Book 1 Worksheets* may be reproduced without permission. However, no part of this publication may be reproduced, stored in a retrieval system or transmitted in any form or by any means, electronic, mechanical, photocopying, or recording or otherwise FOR SALE without written prior permission of the copyright owner.

Jul Publishers

32 Huckleberry Lane

Morgantown, WV 26508

Table of Contents for Book 1 Stories

<i>Exercises for Lesson 1</i>	
<i>Find and Say</i>	1
<i>Review Sentences</i>	1
<i>Story for Lesson 1 "The Mailman"</i>	3
<i>Words for Lesson 1</i>	9
<i>Words to Try for Lesson 1 (consonants)</i>	10
<i>Exercises for Lesson 2</i>	
<i>Find and Say</i>	11
<i>Review Sentences</i>	11
<i>Story for Lesson 2 "The Sail Maker"</i>	13
<i>Words for Lesson 2</i>	19
<i>Words to Try for Lesson 2 (consonants)</i>	20
<i>Words to Try for Lesson 2 (vowels)</i>	22
<i>Exercises for Lesson 3</i>	
<i>Find and Say</i>	23
<i>Review Sentences</i>	23
<i>Story for Lesson 3 "Wailing Ray"</i>	24
<i>Words for Lesson 3</i>	33
<i>Words to Try for Lesson 3 (consonants)</i>	34
<i>Words to Try for Lesson 3 (vowels)</i>	35
<i>Exercises for Lesson 4</i>	
<i>Find and Say</i>	37
<i>Review Sentences</i>	37
<i>Story for Lesson 4 "Mick's Rail Swing"</i>	39
<i>Words for Lesson 4</i>	47
<i>Words to Try for Lesson 4 (consonants)</i>	48
<i>Words to Try for Lesson 4 (vowels)</i>	49
<i>Exercises for Lesson 5</i>	
<i>Find and Say</i>	51
<i>Review Sentences</i>	51
<i>Story for Lesson 5 "The Ring Maker from the West"</i>	53
<i>Words for Lesson 5</i>	65
<i>Words to Try for Lesson 5 (consonants)</i>	66
<i>Words to Try for Lesson 5 (vowels)</i>	67

Note that PAGE 12 is a blank page and will not be printed.

Lesson 2 Exercises

Find and Say

brake

awaken

earthquake

shaker

lake

missing

fingerprint

using


bringing

surprisingly

Review Sentences

- 1. The man is singing.*
- 2. Ray is sailing with May.*
- 3. May is singing with Ray.*
- 4. The rake is in the mail.*
- 5. Is May sailing the rails?*

The Sail Maker



May is the sail maker.

I 1. What does May make?




Ray is the singing mailman.



May sings with Ray.


I 2. Who sings?



May makes Ray's sail with rings in. May mails Ray the sail.


I 3. What did May make for Ray?

I 4. How did she get it to Ray?



The rake is in the mail. Ray's sail is in the mail with the rake.

L 5. The _____ is in the mail with the sail.



*Singing Ray sails the rails with the mail.
Ray sings. The rails sing.*

***I 6. Why do you think May made a sail for Ray?*

***I 7. Does Ray like the sail? How do you know?*

Words for Lesson 2

2	<i>ailing</i>	12	<i>sail</i>
8	<i>mailing</i>	20	<i>sailing</i>
794	<i>make</i>	41	<i>sake</i>
12	<i>maker</i>	504	<i>say</i>
3	<i>railing</i>	113	<i>saying</i>
11	<i>rake</i>	34	<i>sing</i>
47	<i>ring</i>	47	<i>singing</i>
10	<i>ringing</i>		

Words to Try for Lesson 2

Although the **consonant** that is underlined in each word has not been introduced yet, try to "figure out" as many words as you can. The number before each word is the number of times you are likely to see each word if you read about 1,000,000 words.

3 <i>b<u>a</u>iling</i>	3 <i>ma<u>n</u>ning</i>	1 <i>s<u>l</u>ing</i>
12 <i>b<u>a</u>ke</i>	1 <i>mi<u>n</u>gling</i>	1 <i>s<u>l</u>inging</i>
36 <i>b<u>a</u>ker</i>	1 <i>na<u>i</u>ling</i>	1 <i>sn<u>a</u>il</i>
1 <i>b<u>a</u>ying</i>	26 <i>pa<u>y</u>ing</i>	44 <i>sn<u>a</u>ke</i>
2 <i>br<u>a</u>ke</i>	1 <i>pi<u>n</u>ging</i>	19 <i>sp<u>a</u>n</i>
1 <i>br<u>a</u>ying</i>	3 <i>pr<u>a</u>ying</i>	16 <i>sp<u>r</u>ay</i>
158 <i>br<u>i</u>ng</i>	4 <i>ra<u>k</u>ed</i>	8 <i>sp<u>r</u>aying</i>
38 <i>br<u>i</u>nging</i>	28 <i>sa<u>n</u>d</i>	127 <i>sp<u>r</u>ing</i>
13 <i>ca<u>k</u>e</i>	2 <i>sa<u>n</u>ding</i>	2 <i>sp<u>r</u>inging</i>
17 <i>fa<u>i</u>ling</i>	5 <i>sa<u>n</u>dman</i>	20 <i>st<u>a</u>ke</i>
10 <i>fa<u>k</u>e</i>	29 <i>sa<u>n</u>g</i>	113 <i>st<u>a</u>y</i>
1 <i>fa<u>k</u>er</i>	18 <i>sa<u>n</u>k</i>	17 <i>st<u>a</u>ying</i>
4 <i>gr<u>a</u>ying</i>	5 <i>sc<u>a</u>n</i>	5 <i>st<u>i</u>ng</i>
1 <i>ha<u>y</u>ing</i>	17 <i>sh<u>a</u>ke</i>	2 <i>st<u>i</u>nging</i>
88 <i>ki<u>n</u>g</i>	2 <i>sh<u>a</u>ker</i>	12 <i>st<u>r</u>ay</i>
54 <i>la<u>k</u>e</i>	1 <i>sh<u>a</u>y</i>	19 <i>st<u>r</u>ing</i>
12 <i>la<u>y</u>ing</i>	3 <i>sl<u>a</u>ying</i>	1 <i>st<u>r</u>inging</i>

Words to Try for Lesson 2 (continued)

*Although the **consonant** that is underlined in each word has not been introduced yet, try to "figure out" as many words as you can. The number before each word is the number of times you are likely to see each word if you read about 1,000,000 words.*

5	<i>s<u>w</u>ay</i>	611	<i>t<u>a</u>ke</i>	18	<i>w<u>i</u>ng</i>
3	<i>s<u>w</u>aying</i>	7	<i>t<u>r</u>ailing</i>	1	<i>w<u>i</u>nging</i>
24	<i>s<u>w</u>ing</i>	5	<i>w<u>a</u>iling</i>	2	<i>w<u>r</u>ing</i>
16	<i>s<u>w</u>inging</i>	23	<i>w<u>a</u>ke</i>	8	<i>z<u>i</u>ng</i>

Words to Try for Lesson 2

Although the vowel that is underlined in each word has not been introduced yet, try to "figure out" as many words as you can. Sometimes "grunting" for the vowel will help! The number before each word is the number of times you are likely to see each word if you read about 1,000,000 words.

3	<i>a<u>ssail</u></i>	5	<i>ra<u>nsom</u></i>
1	<i>a<u>ssailing</u></i>	2	<i>re<u>make</u></i>
1	<i>ma<u>rring</u></i>	62	<i>ri<u>sing</u></i>
110	<i>ma<u>ss</u></i>	8	<i>sa<u>ne</u></i>
127	<i>mea<u>ning</u></i>	1	<i>sa<u>ssing</u></i>
258	<i>mi<u>ss</u></i>	95	<i>si<u>r</u></i>
33	<i>mi<u>ssing</u></i>	3	<i>si<u>s</u></i>
9	<i>mo<u>ss</u></i>	1	<i>su<u>ing</u></i>
1	<i>mu<u>sing</u></i>	145	<i>u<u>sing</u></i>
1	<i>ra<u>mming</u></i>		